



City of Farmington
354 W. Main Street
P.O. Box 150
Farmington, AR 72730
479-267-3865
479-267-3805 (fax)

CITY COUNCIL AGENDA
March 14, 2016

A regular meeting of the Farmington City Council will be held on
Monday, March 14, 2016 at 6:00 p.m.
City Hall
354 W. Main Street, Farmington, Arkansas.

1. Call to Order – Mayor Ernie Penn
2. Roll Call – City Clerk Kelly Penn
3. Pledge of Allegiance
4. Comments from Citizens – the Council will hear brief comments at this time from citizens. No action will be taken. All comments will be taken under advisement.
5. Approval of the minutes - February 8, 2016 City Council Minutes
6. Financial Reports
7. Entertain a motion to read all ordinances and resolutions by title only.
8. Proclamations, special announcements, committee/commission appointments.
9. Committee Reports
 - a. Street Committee
 - b. City Beautification Committee
 - c. Economic Development Committee
 - d. Park & Recreation Committee
 - e. Finance Committee
 - f. Historic Preservation Committee
10. Items to be removed from City of Farmington Inventory - none

NEW BUSINESS

11. Update on Valley View sewer system.
12. Request review and approval of bid on re-roofing City Hall and Fire Station.
13. Request to bid storage building for Farmington Police Department.

INFORMATIONAL ITEMS:

- A. City Business Manager Report
- B. Fire Department Report
- C. Police Department Report
- D. Building/Public Works Report
- E. Library Report
- F. Planning Commission Minutes

Minutes of the Regular Farmington City Council Meeting February 8, 2016

The regular meeting of the Farmington City Council scheduled for Monday February 8, 2016 was called to order at 6:00 pm by Mayor Ernie Penn. City Clerk Kelly Penn called the roll and the following Aldermen answered to their names: Patsy Pike, Sherry Mathews, Keith Lipford, Linda Bell, Brenda Cunningham, Bobby Morgan, Diane Bryant and Shelly Parsley. Also present were City Attorney Tennant and City Business Manager McCarville.

Mayor Penn led the Pledge of Allegiance.

Comments from Citizens – None.

Approval of the minutes for the January 11, 2015 regular meeting of the city council.

On the motion of Alderman Bryant and seconded by Alderman Parsley and by the consent of all members present, the minutes for the meeting were approved as presented.

Financial Reports - None

.Entertain a motion to read all Ordinances and Resolutions by title only

On the motion of Alderman Bryant and seconded by Alderman Lipford and by the consent of all members present, the motion was approved.

Proclamations, Special Announcements, Committee/Commission Appointments Fire Chief Cunningham introduced new firefighter Andrew Patton. City Attorney Tennant reminded the Aldermen of the changes for the upcoming election. All Ward 1 seats will run for their first 4 year term, all Ward 2 seats will run for their last 2 year term. In 2018 all seat 2 positions will run for a 4 year term. Mayor Penn informed the council the Chamber of Commerce is having a Coffee Chat on Friday, February 12 at the Performing Arts Center at the Arena at 7:00 am.

Committee Reports – Written Reports included in agenda packet. No additional reports presented.

Items to be removed from City of Farmington Inventory – A motion was made by Alderman Bell and Aldermen Lipford and by the consent of all members present, the motion was approved to remove the following from inventory:

Dell Precision D830	Fire Department	Serial #54RKS91	Inventory tag #342
Dell Optiplex 360	City Administration	Serial #3NRSJG1	Inventory tag #374
Dell Optiplex GX620	Library	Serial # 847VLB1	Inventory tag #48
HP LaserjetP2015dn	Library	Serial # CNBJP19815	Inventory tag # 53
Dell Optiplex 380	Library	Serial # CGZFKM1	Inventory tag # 211
Dell Optiplex 380	Library	Serial #CW8VLM1	Inventory tag # 212
MSI Computer	Library	Serial # A250119745	Inventory tag #216
Dell Optiplex 380	Library	Serial # CW7YLM1	Inventory tag #220
Dell Optiplex 380	Library	Serial # HN93MN1	Inventory tag # 222

Dell Optiplex 380	Library	Serial # 8Z0XDP1	Inventory tag # 231
Dell Optiplex 760	Library	Serial # 5K040L1	Inventory tag # 238
Lexington Sectional Sofa	Library	N/A	Inventory tag # 304
Installed counter/door chime	Library	N/A	Inventory tag # 306

Unfinished Business – None

New Business

State of the City Address – Mayor

Request approval to advertise for bid reroofing of City Hall & Fire Station.

On the motion of Alderman Cunningham and seconded by Alderman Lipford and by the consent of all members present, the motion was approved.

There being no further business to come before the council and on the motion of Alderman Morgan and seconded by Alderman Bryant and by the consent of all members present, the meeting adjourned at 6: 27 pm until the next regularly scheduled meeting to be held Monday March 14, 2016 at 6:00 pm, in the City Council Chambers in City Hall, located at 354 West Main Street, Farmington, Arkansas.

Approved;

Mayor Ernie Penn

City Clerk Kelly Penn

GENERAL FUND
Balance Sheet
02/29/16

Book Value
Feb 2016
Actual

Assets

Current Assets

Cash

CATASTROPHIC MONEY MARKET	136,383.98
GENERAL FUND CHECKING ACCT	586,538.03
GENERAL FUND MONEY MARKET	2,776,377.39
Total Current Assets	\$3,499,299.40
Total Assets	\$3,499,299.40

Fund Balance

Suplus Carryover

CY SURPLUS (DEFICIT)	1,579,913.06
FUND BALANCE	1,919,386.34
Total Fund Balance	\$3,499,299.40
Total Liabilities and Equity	\$3,499,299.40

GENERAL FUND
SALES TAX REPORT
02/01/16 to 02/29/16

	Feb 2016	Feb 2015
	Feb 2016	Feb 2015
	Actual	Actual
Revenue		
ALCOHOL SALES TAX	159.00	674.85
CITY SALES TAX REVENUES	44,165.80	40,922.07
SALES TAX - OTHER	101,489.67	94,513.43
STREET CITY SALES TAX	14,723.60	13,640.70
Total Revenue	\$160,538.07	\$149,751.05
Total Gross Profit	\$160,538.07	\$149,751.05
Total Net Income (Loss) From Operations	\$160,538.07	\$149,751.05
Total Net Income (Loss)	\$160,538.07	\$149,751.05

GENERAL FUND

Statement of Revenue and Expenditures

	Year-To-Date	Year-To-Date	Year-To-Date	Annual Budget	Annual Budget
	Jan 2016	Jan 2016	Jan 2016	Jan 2016	Jan 2016
	Actual	Budget	Variance	Dec 2016	Dec 2016
Revenue & Expenditures					
GENERAL REVENUES					
Revenue					
ACCIDENT REPORT REVENUES	180.00	100.00	80.00	600.00	(420.00)
ACT 833	0.00	2,833.34	(2,833.34)	17,000.00	(17,000.00)
ALCOHOL SALES TAX	483.40	379.66	103.74	2,278.00	(1,794.60)
ANIMAL CONTROL REVENUES	360.00	416.70	(56.70)	2,500.00	(2,140.00)
BUILDING INSPECTION FEES	4,877.00	10,000.00	(5,123.00)	60,000.00	(55,123.00)
BUSINESS LICENSES	3,350.00	833.34	2,516.66	5,000.00	(1,650.00)
CITY COURT FINES	5,508.50	8,000.00	(2,491.50)	48,000.00	(42,491.50)
CITY SALES TAX REVENUES	82,340.75	81,992.80	347.95	491,957.00	(409,616.25)
COUNTY TURNBACK	20,588.19	66,666.66	(46,078.47)	400,000.00	(379,411.81)
DEVELOPMENT FEES	1,000.00	1,166.66	(166.66)	7,000.00	(6,000.00)
FRANCHISE FEES	72,760.65	58,333.34	14,427.31	350,000.00	(277,239.35)
GARAGE SALE PERMITS	0.00	500.00	(500.00)	3,000.00	(3,000.00)
GRANTS	2,000.00	0.00	2,000.00	0.00	2,000.00
INTEREST REVENUES	249.89	333.34	(83.45)	2,000.00	(1,750.11)
MISCELLANEOUS REVENUES	18,377.81	200.00	18,177.81	1,200.00	17,177.81
PARK RENTAL	60.00	200.00	(140.00)	1,200.00	(1,140.00)
SALES TAX - OTHER	189,599.11	175,326.00	14,273.11	1,051,956.00	(862,356.89)
SPORTS COMPLEX FEES	25,850.00	8,333.30	17,516.70	50,000.00	(24,150.00)
SRO REIMBURSEMENT REVENUES	7,539.15	5,833.34	1,705.81	35,000.00	(27,460.85)
STATE TURNBACK	19,216.26	16,666.66	2,549.60	100,000.00	(80,783.74)
Revenue	\$454,340.71	\$438,115.14	\$16,225.57	\$2,628,691.00	(\$2,174,350.29)
Gross Profit	\$454,340.71	\$438,115.14	\$0.00	\$2,628,691.00	\$0.00
Revenue Less Expenditures	\$454,340.71	\$438,115.14	\$0.00	\$2,628,691.00	\$0.00
Net Change in Fund Balance	\$454,340.71	\$438,115.14	\$0.00	\$2,628,691.00	\$0.00

GENERAL FUND

Statement of Revenue and Expenditures

	Year-To-Date	Year-To-Date	Year-To-Date	Annual Budget	Annual Budget
	Jan 2016	Jan 2016	Jan 2016	Jan 2016	Jan 2016
	Feb 2016	Feb 2016	Feb 2016	Dec 2016	Dec 2016
	Actual	Budget	Variance		Variance
ADMINISTRATIVE DEPT					
Expenses					
ADDITIONAL SERVICES EXPENSE	23,370.34	30,833.34	(7,463.00)	185,000.00	(161,629.66)
ADVERTISING EXPENSE	797.88	833.34	(35.46)	5,000.00	(4,202.12)
BUILDING MAINT & CLEANING	4,742.04	6,666.66	(1,924.62)	40,000.00	(35,257.96)
GRANT EXPENSE	1,000.00	0.00	1,000.00	0.00	1,000.00
INSURANCES EXPENSE	0.00	5,109.34	(5,109.34)	30,656.00	(30,656.00)
LEGAL FEES	0.00	1,666.66	(1,666.66)	10,000.00	(10,000.00)
MATERIALS & SUPPLIES EXPENSE	558.91	3,666.66	(3,107.75)	22,000.00	(21,441.09)
MISCELLANEOUS EXPENSE	9,227.21	333.34	8,893.87	2,000.00	7,227.21
NEW EQUIPMENT PURCHASE	0.00	2,666.66	(2,666.66)	16,000.00	(16,000.00)
PAYROLL EXP - CITY ATTRNY	0.00	5,362.50	(5,362.50)	32,175.00	(32,175.00)
PAYROLL EXP - ELECTED OFFICIA	12,421.10	13,916.66	(1,495.56)	83,500.00	(71,078.90)
PAYROLL EXP - REGULAR	26,627.56	39,407.20	(12,779.64)	236,443.00	(209,815.44)
PLANNING COMMISSION	795.92	3,233.34	(2,437.42)	19,400.00	(18,604.08)
POSTAGE EXPENSE	6.74	666.66	(659.92)	4,000.00	(3,993.26)
PROFESSIONAL SERVICES	2,137.00	6,916.66	(4,779.66)	41,500.00	(39,363.00)
REPAIR & MAINT - OFFICE EQUIP	174.62	833.34	(658.72)	5,000.00	(4,825.38)
TECHNICAL SUPPORT	482.40	1,833.34	(1,350.94)	11,000.00	(10,517.60)
TRAVEL, TRAINING & MEETINGS	76.70	2,500.00	(2,423.30)	15,000.00	(14,923.30)
UTILITIES EXPENSES	8,598.35	8,333.34	265.01	50,000.00	(41,401.65)
	\$91,016.77	\$134,779.04	(\$43,762.27)	\$808,674.00	(\$717,657.23)
Revenue Less Expenditures	(\$91,016.77)	(\$134,779.04)	\$0.00	(\$808,674.00)	\$0.00
Net Change in Fund Balance	(\$91,016.77)	(\$134,779.04)	\$0.00	(\$808,674.00)	\$0.00

GENERAL FUND

Statement of Revenue and Expenditures

	Year-To-Date	Year-To-Date	Year-To-Date	Annual Budget	Annual Budget
	Jan 2016	Jan 2016	Jan 2016	Jan 2016	Jan 2016
	Feb 2016	Feb 2016	Feb 2016	Dec 2016	Dec 2016
	Actual	Budget	Variance		Variance
ANIMAL CONTROL DEPT					
Expenses					
FUEL EXPENSES	143.43	408.34	(264.91)	2,450.00	(2,306.57)
MATERIALS & SUPPLIES EXPENSE	0.00	100.00	(100.00)	600.00	(600.00)
NEW EQUIPMENT PURCHASE	0.00	133.34	(133.34)	800.00	(800.00)
PAYROLL EXP - REGULAR	7,833.96	9,024.84	(1,190.88)	54,149.00	(46,315.04)
PROFESSIONAL SERVICES	1,040.00	3,160.84	(2,120.84)	18,965.00	(17,925.00)
REPAIR & MAINT - EQUIPMENT	0.00	260.50	(260.50)	1,563.00	(1,563.00)
TRAVEL, TRAINING & MEETINGS	0.00	83.34	(83.34)	500.00	(500.00)
UNIFORMS/GEAR EXPENSE	0.00	121.34	(121.34)	728.00	(728.00)
Expenses	\$9,017.39	\$13,292.54	(\$4,275.15)	\$79,755.00	(\$70,737.61)
Revenue Less Expenditures	(\$9,017.39)	(\$13,292.54)	\$0.00	(\$79,755.00)	\$0.00
Net Change in Fund Balance	(\$9,017.39)	(\$13,292.54)	\$0.00	(\$79,755.00)	\$0.00

GENERAL FUND

Statement of Revenue and Expenditures

	Year-To-Date Jan 2016	Year-To-Date Feb 2016	Year-To-Date Jan 2016 Feb 2016	Year-To-Date Jan 2016 Feb 2016	Annual Budget Jan 2016 Dec 2016	Annual Budget Jan 2016 Dec 2016
BUILDING PERMIT DEPT						
Expenses						
FUEL EXPENSES	223.41	583.34	(359.93)	3,500.00	(3,276.59)	
MATERIALS & SUPPLIES EXPENSE	0.00	250.00	(250.00)	1,500.00	(1,500.00)	
PAYROLL EXP - REGULAR	11,399.66	12,967.34	(1,567.68)	77,804.00	(66,404.34)	
REPAIR & MAINT - EQUIPMENT	0.00	250.00	(250.00)	1,500.00	(1,500.00)	
TRAVEL, TRAINING & MEETINGS	486.20	580.50	(94.30)	3,483.00	(2,996.80)	
UNIFORMS/GEAR EXPENSE	0.00	125.00	(125.00)	750.00	(750.00)	
Expenses	\$12,109.27	\$14,756.18	(\$2,646.91)	\$88,537.00	(\$76,427.73)	
Revenue Less Expenditures	(\$12,109.27)	(\$14,756.18)	\$0.00	(\$88,537.00)	\$0.00	
Net Change in Fund Balance	(\$12,109.27)	(\$14,756.18)	\$0.00	(\$88,537.00)	\$0.00	

GENERAL FUND

Statement of Revenue and Expenditures

	Year-To-Date	Year-To-Date	Year-To-Date	Annual Budget	Annual Budget
	Jan 2016	Jan 2016	Jan 2016	Jan 2016	Jan 2016
	Feb 2016	Feb 2016	Feb 2016	Dec 2016	Dec 2016
	Actual	Budget	Variance		Variance
FIRE DEPT					
Expenses					
FUEL EXPENSES	604.60	1,333.34	(728.74)	8,000.00	(7,395.40)
HAZMAT EXPENSES	2,270.12	400.00	1,870.12	2,400.00	(129.88)
MATERIALS & SUPPLIES EXPENSE	1,505.73	1,250.00	255.73	7,500.00	(5,994.27)
MISCELLANEOUS EXPENSE	0.00	83.30	(83.30)	500.00	(500.00)
NEW EQUIPMENT PURCHASE	0.00	871.30	(871.30)	5,228.00	(5,228.00)
PAYROLL EXP - REGULAR	33,368.81	47,213.34	(13,844.53)	283,280.00	(249,911.19)
REPAIR & MAINT - EQUIPMENT	0.00	500.00	(500.00)	3,000.00	(3,000.00)
REPAIR & MAINT - TRUCK	1,000.00	833.34	166.66	5,000.00	(4,000.00)
TRAVEL, TRAINING & MEETINGS	122.00	666.66	(544.66)	4,000.00	(3,878.00)
UNIFORMS/GEAR EXPENSE	317.00	1,860.34	(1,543.34)	11,162.00	(10,845.00)
Expenses	\$39,188.26	\$55,011.62	(\$15,823.36)	\$330,070.00	(\$290,881.74)
Revenue less Expenditures	(\$39,188.26)	(\$55,011.62)	\$0.00	(\$330,070.00)	\$0.00
Net Change in Fund Balance	(\$39,188.26)	(\$55,011.62)	\$0.00	(\$330,070.00)	\$0.00

GENERAL FUND

Statement of Revenue and Expenditures

	Year-To-Date Jan 2016 Feb 2016 Actual	Year-To-Date Jan 2016 Feb 2016 Budget	Year-To-Date Jan 2016 Feb 2016 Variance	Annual Budget Jan 2016 Dec 2016	Annual Budget Jan 2016 Dec 2016 Variance
LAW ENFORCE - COURT					
Expenses					
MATERIALS & SUPPLIES EXPENSE	149.60	183.30	(33.70)	1,100.00	(950.40)
MISCELLANEOUS EXPENSE	0.00	66.66	(66.66)	400.00	(400.00)
NEW EQUIPMENT PURCHASE	0.00	500.00	(500.00)	3,000.00	(3,000.00)
PAYROLL EXP - REGULAR	28,076.72	17,208.34	10,868.38	103,250.00	(75,173.28)
SPECIAL COURT COSTS	0.00	1,083.30	(1,083.30)	6,500.00	(6,500.00)
TRAVEL, TRAINING & MEETINGS	0.00	325.00	(325.00)	1,950.00	(1,950.00)
Expenses	\$28,226.32	\$19,366.60	\$8,859.72	\$116,200.00	(\$87,973.68)
Revenue Less Expenditures	(\$28,226.32)	(\$19,366.60)	\$0.00	(\$116,200.00)	\$0.00
Net Change in Fund Balance	(\$28,226.32)	(\$19,366.60)	\$0.00	(\$116,200.00)	\$0.00

GENERAL FUND

Statement of Revenue and Expenditures

	Year-To-Date	Year-To-Date	Year-To-Date	Annual Budget	Annual Budget
	Jan 2016	Jan 2016	Jan 2016	Jan 2016	Jan 2016
	Feb 2016	Feb 2016	Feb 2016	Dec 2016	Dec 2016
	Actual	Budget	Variance		Variance
LAW ENFORCE - POLICE					
Expenses					
BREATHALYZER EXPENSES	90.86	133.34	(42.48)	800.00	(709.14)
DRUG TASK FORCE	0.00	333.30	(333.30)	2,000.00	(2,000.00)
FUEL EXPENSES	3,368.86	6,250.00	(2,881.14)	37,500.00	(34,131.14)
MATERIALS & SUPPLIES EXPENSE	4,747.11	5,315.66	(568.55)	31,894.00	(27,146.89)
MISCELLANEOUS EXPENSE	0.00	166.66	(166.66)	1,000.00	(1,000.00)
NEW EQUIPMENT PURCHASE	878.00	4,500.00	(3,622.00)	27,000.00	(26,122.00)
PAYROLL EXP - REGULAR	102,888.66	121,041.84	(18,153.18)	726,251.00	(623,362.34)
PAYROLL EXP - SRO	10,186.22	11,760.00	(1,573.78)	70,560.00	(60,373.78)
REPAIR & MAINT - AUTOMOBILES	6,282.82	2,666.66	3,616.16	16,000.00	(9,717.18)
REPAIR & MAINT - EQUIPMENT	233.52	500.00	(266.48)	3,000.00	(2,766.48)
TRAVEL, TRAINING & MEETINGS	325.00	1,583.34	(1,258.34)	9,500.00	(9,175.00)
UNIFORMS/GEAR EXPENSE	760.51	1,583.34	(822.83)	9,500.00	(8,739.49)
Expenses	\$129,761.56	\$155,834.14	(\$26,072.58)	\$935,005.00	(\$805,243.44)
Revenue Less Expenditures	(\$129,761.56)	(\$155,834.14)	\$0.00	(\$935,005.00)	\$0.00
Net Change in Fund Balance	(\$129,761.56)	(\$155,834.14)	\$0.00	(\$935,005.00)	\$0.00

GENERAL FUND

Statement of Revenue and Expenditures

	Year-To-Date Jan 2016 Feb 2016 Actual	Year-To-Date Jan 2016 Feb 2016 Budget	Year-To-Date Jan 2016 Feb 2016 Variance	Annual Budget Jan 2016 Dec 2016	Annual Budget Jan 2016 Dec 2016 Variance
LIBRARY					
Expenses					
LIBRARY TRANSFER	30,000.00	5,000.00	25,000.00	30,000.00	0.00
Expenses	\$30,000.00	\$5,000.00	\$25,000.00	\$30,000.00	\$0.00
Revenue Less Expenditures	(\$30,000.00)	(\$5,000.00)	\$0.00	(\$30,000.00)	\$0.00
Net Change in Fund Balance	(\$30,000.00)	(\$5,000.00)	\$0.00	(\$30,000.00)	\$0.00

GENERAL FUND

Statement of Revenue and Expenditures

	Year-To-Date		Year-To-Date		Year-To-Date		Annual Budget		Annual Budget	
	Jan 2016	Feb 2016	Jan 2016	Feb 2016	Jan 2016	Feb 2016	Jan 2016	Dec 2016	Jan 2016	Dec 2016
	Actual	Budget		Variance					Variance	
PARKS DEPT										
Expenses										
FUEL EXPENSES	185.16	500.00	(314.84)		3,000.00	(2,814.84)				
MATERIALS & SUPPLIES EXPENSE	171.66	833.30	(661.64)		5,000.00	(4,828.34)				
MISCELLANEOUS EXPENSE	0.00	166.66	(166.66)		1,000.00	(1,000.00)				
NEW EQUIPMENT PURCHASE	0.00	1,666.66	(1,666.66)		10,000.00	(10,000.00)				
PAYROLL EXP - REGULAR	6,768.84	8,343.84	(1,575.00)		50,063.00	(43,294.16)				
PAYROLL EXP - SPORTS COMPLEX	8,906.47	9,808.84	(902.37)		58,853.00	(49,946.53)				
PROFESSIONAL SERVICES	0.00	516.66	(516.66)		3,100.00	(3,100.00)				
REPAIR & MAINT - EQUIPMENT	58.27	833.34	(775.07)		5,000.00	(4,941.73)				
SPORTS PARK FUEL	77.99	333.34	(255.35)		2,000.00	(1,922.01)				
SPORTS PARK MATERIALS	3,881.66	2,666.66	1,215.00		16,000.00	(12,118.34)				
SPORTS PARK NEW EQUIP	2,074.81	2,000.00	74.81		12,000.00	(9,925.19)				
SPORTS PARK PROF SERV	8,428.25	5,833.34	2,594.91		35,000.00	(26,571.75)				
SPORTS PARK REPAIR/MAINT	0.00	2,333.30	(2,333.30)		14,000.00	(14,000.00)				
SPORTS PARK UNIFORMS	0.00	125.00	(125.00)		750.00	(750.00)				
SPORTS PARK UTILITIES	1,066.67	3,489.00	(2,422.33)		20,934.00	(19,867.33)				
UNIFORMS/GEAR EXPENSE	0.00	125.00	(125.00)		750.00	(750.00)				
UTILITIES EXPENSES	620.64	500.00	120.64		3,000.00	(2,379.36)				
Expenses	\$32,240.42	\$40,074.94	(\$7,834.52)		\$240,450.00	(\$208,209.58)				
Revenue Less Expenditures	(\$32,240.42)	(\$40,074.94)	\$0.00		(\$240,450.00)	\$0.00				
Net Change in Fund Balance	(\$32,240.42)	(\$40,074.94)	\$0.00		(\$240,450.00)	\$0.00				

GENERAL FUND

Statement of Revenue and Expenditures

	Year-To-Date Jan 2016 Feb 2016 Actual	Year-To-Date Jan 2016 Feb 2016 Budget	Year-To-Date Jan 2016 Feb 2016 Variance	Annual Budget Jan 2016 Dec 2016	Annual Budget Jan 2016 Dec 2016 Variance
TRANSFERS BETWEEN FUNDS					
Revenue					
STREET CITY SALES TAX	27,448.59	0.00	27,448.59	0.00	27,448.59
STREET COUNTY TURNBACK	1,931.41	0.00	1,931.41	0.00	1,931.41
Revenue	\$29,380.00	\$0.00	\$29,380.00	\$0.00	\$29,380.00
Gross Profit	\$29,380.00	\$0.00	\$0.00	\$0.00	\$0.00
Expenses					
STREET CITY SALE TAX	27,448.59	0.00	27,448.59	0.00	27,448.59
STREET COUNTY TURNBACK	1,931.41	0.00	1,931.41	0.00	1,931.41
Expenses	\$29,380.00	\$0.00	\$29,380.00	\$0.00	\$29,380.00

GENERAL FUND

Statement of Revenue and Expenditures

	Year-To-Date Jan 2016 Feb 2016 Actual	Year-To-Date Jan 2016 Feb 2016 Budget	Year-To-Date Jan 2016 Feb 2016 Variance	Annual Budget Jan 2016 Dec 2016	Annual Budget Jan 2016 Dec 2016 Variance
Fund Balances					
Beginning Fund Balance	3,416,518.68	0.00	0.00	0.00	0.00
Net Change in Fund Balance	82,780.72	0.08	0.00	0.00	0.00
Ending Fund Balance	3,499,299.40	0.00	0.00	0.00	0.00

STREET FUND
Balance Sheet
02/29/16

Book Value
Feb 2016
Actual

Assets

Current Assets

Cash

STREET FUND CHECKING ACCT	430,335.64
Total Current Assets	\$430,335.64
Total Assets	\$430,335.64

Fund Balance

Suplus Carryover

CY SURPLUS (DEFICIT)	(256,314.90)
FUND BALANCE	686,650.54
Total Fund Balance	\$430,335.64
Total Liabilities and Equity	\$430,335.64

STREET FUND
Statement of Revenue and Expenditures

	Year-To-Date Jan 2016 Feb 2016 Actual	Year-To-Date Jan 2016 Feb 2016 Budget	Year-To-Date Jan 2016 Feb 2016 Variance	Annual Budget Jan 2016 Dec 2016	Annual Budget Jan 2016 Dec 2016 Variance
Revenue & Expenditures					
Revenue					
INTEREST REVENUES	6.85	16.66	(9.81)	100.00	(93.15)
MISCELLANEOUS REVENUES	0.00	16.66	(16.66)	100.00	(100.00)
STREET CITY SALES TAX	27,448.59	25,333.34	2,115.25	152,000.00	(124,551.41)
STREET COUNTY TURNBACK	1,931.41	6,666.66	(4,735.25)	40,000.00	(38,068.59)
STREET STATE TURNBACK	64,309.94	64,573.80	(263.86)	387,443.00	(323,133.06)
Revenue	\$93,696.79	\$96,607.12	(\$2,910.33)	\$579,643.00	(\$485,946.21)
Gross Profit	\$93,696.79	\$96,607.12	\$0.00	\$579,643.00	\$0.00
Expenses					
FUEL EXPENSES	672.64	1,500.00	(827.36)	9,000.00	(8,327.36)
INSURANCES EXPENSE	0.00	500.00	(500.00)	3,000.00	(3,000.00)
MATERIALS & SUPPLIES EXPENSE	4,746.56	2,166.66	2,579.90	13,000.00	(8,253.44)
MISCELLANEOUS EXPENSE	0.00	83.34	(83.34)	500.00	(500.00)
NEW EQUIPMENT PURCHASE	0.00	5,833.34	(5,833.34)	35,000.00	(35,000.00)
PAYROLL EXP - REGULAR	24,590.11	29,732.16	(5,142.05)	178,393.00	(153,802.89)
PROFESSIONAL SERVICES	11,703.25	3,333.34	8,369.91	20,000.00	(8,296.75)
REPAIR & MAINT - EQUIPMENT	0.00	1,666.66	(1,666.66)	10,000.00	(10,000.00)
STREET LIGHTS	7,453.58	16,666.66	(9,213.08)	100,000.00	(92,546.42)
STREET/ROAD REPAIRS	258.91	33,875.00	(33,616.09)	203,250.00	(202,991.09)
TRAVEL, TRAINING & MEETINGS	0.00	83.34	(83.34)	500.00	(500.00)
UNIFORMS/GEAR EXPENSE	0.00	333.34	(333.34)	2,000.00	(2,000.00)
UTILITIES EXPENSES	944.95	833.34	111.61	5,000.00	(4,055.05)
Expenses	\$50,370.00	\$96,607.18	(\$46,237.18)	\$579,643.00	(\$529,273.00)
Revenue Less Expenditures	\$43,326.79	(\$0.06)	\$0.00	\$0.00	\$0.00
Net Change in Fund Balance	\$43,326.79	(\$0.06)	\$0.00	\$0.00	\$0.00
Fund Balances					
Beginning Fund Balance	387,008.85	0.00	0.00	0.00	0.00
Net Change in Fund Balance	43,326.79	(0.06)	0.00	0.00	0.00
Ending Fund Balance	430,335.64	0.00	0.00	0.00	0.00

LIBRARY FUND
Balance Sheet
02/29/16

Book Value
Feb 2016
Actual

Assets

Current Assets

Cash

LIBRARY CHECKING ACCT	128,738.97
Total Current Assets	\$128,738.97
Total Assets	\$128,738.97

Fund Balance

Suplus Carryover

CY SURPLUS (DEFICIT)	84,178.25
FUND BALANCE	44,560.72
Total Fund Balance	\$128,738.97
Total Liabilities and Equity	\$128,738.97

LIBRARY FUND
Statement of Revenue and Expenditures

	Year-To-Date Jan 2016 Feb 2016 Actual	Year-To-Date Jan 2016 Feb 2016 Budget	Year-To-Date Jan 2016 Feb 2016 Variance	Annual Budget Jan 2016 Dec 2016	Annual Budget Jan 2016 Dec 2016 Variance
Revenue & Expenditures					
Revenue					
FINES/LOST ITEMS	1,130.09	500.00	630.09	3,000.00	(1,869.91)
INTEREST REVENUES	2.17	0.00	2.17	0.00	2.17
TRANS FROM GENERAL FUND	30,000.00	5,000.00	25,000.00	30,000.00	0.00
WASHINGTON CO LIBRARY REVE	23,702.00	24,066.70	(364.70)	144,400.00	(120,698.00)
Revenue	\$54,834.26	\$29,566.70	\$25,267.56	\$177,400.00	(\$122,565.74)
Gross Profit	\$54,834.26	\$29,566.70	\$0.00	\$177,400.00	\$0.00
Expenses					
BOOKS AND MEDIA	5,433.70	5,333.34	100.36	32,000.00	(26,566.30)
GRANT EXPENSE	529.57	0.00	529.57	0.00	529.57
INSURANCES EXPENSE	0.00	333.34	(333.34)	2,000.00	(2,000.00)
MATERIALS & SUPPLIES EXPENSE	2,218.33	1,166.66	1,051.67	7,000.00	(4,781.67)
MISCELLANEOUS EXPENSE	0.00	83.34	(83.34)	500.00	(500.00)
NEW EQUIPMENT PURCHASE	1,677.09	333.34	1,343.75	2,000.00	(322.91)
PAYROLL EXP - REGULAR	14,805.49	19,666.66	(4,861.17)	118,000.00	(103,194.51)
POSTAGE EXPENSE	0.00	50.00	(50.00)	300.00	(300.00)
PROGRAMS EXPENSE	0.00	166.66	(166.66)	1,000.00	(1,000.00)
REPAIR & MAINT - BUILDING	338.03	1,000.00	(661.97)	6,000.00	(5,661.97)
TECHNICAL SUPPORT	0.00	66.66	(66.66)	400.00	(400.00)
TRAVEL, TRAINING & MEETINGS	107.00	66.66	40.34	400.00	(293.00)
UTILITIES EXPENSES	1,105.41	1,300.00	(194.59)	7,800.00	(6,694.59)
Expenses	\$26,214.62	\$29,566.66	(\$3,352.04)	\$177,400.00	(\$151,185.38)
Revenue Less Expenditures	\$28,619.64	\$0.04	\$0.00	\$0.00	\$0.00
Net Change in Fund Balance	\$28,619.64	\$0.04	\$0.00	\$0.00	\$0.00
Fund Balances					
Beginning Fund Balance	100,119.33	0.00	0.00	0.00	0.00
Net Change in Fund Balance	28,619.64	0.04	0.00	0.00	0.00
Ending Fund Balance	128,738.97	0.00	0.00	0.00	0.00



354 W. Main Street
P.O. Box 150
Farmington, AR 72730
479-267-3865
479-267-3805 (fax)

Memo

To: Farmington City Council
Ernie Penn, Mayor
Kelly Penn, City Clerk
From: Melissa McCarville, Floyd Shelley
Re: Request review and approval of bids on re-roofing City Hall and Fire Station
Date: March 7, 2016

Recommendation

City staff recommends awarding this bid to RB Trumble Construction.

Background


You gave approval to bid this project at the February City Council meeting. We advertised and received bids from three contractors. The apparent low bidder Jancour out of Palestine, AR rescinded their bid. This left us with two bids: \$101,000 from Franklin and Sons Roofing, Farmington, AR and \$85,754.61 from RB Trumble Construction, Texarkana, AR.

Discussion

We have reviewed the bids and the documents provided. References were called and all were happy with the workmanship and time taken to complete the job. A representative from RB Trumble will be present to answer any questions you may have.

Budget Impact

This will be paid out of building maintenance and reserve; the cost will be \$85,754.61.



Bid Tabulation

Metal Roof Retrofit on City Hall & Fire Station

City of Farmington, Ar.

March 4, 2016

9:00 a.m.

Description	Bidder 1	Bidder 2	Bidder 3	Bidder 4
Metal Retrofit on City Hall & Fire Station	Franklin + Son <u>\$ 101,000</u> City Hall 65,500 Fire Sta 35,500	Trumble <u>\$ 85,754.61</u> 42,877. 42,877	Jancour <u>\$ 60,655.00</u> 32,825.00 27,830.00	
BID TOTAL				

State of Arkansas

Contractors Licensing Board

RB TRUMBLE CONSTRUCTION, LLC
PO BOX 717
NASH, TX 75569

RB TRUMBLE CONSTRUCTION, LLC

This is to Certify That

is duly licensed under the provisions of Act 150 of the 1965 Acts as amended and is entitled to practice Contracting in the State of Arkansas within the following classification:

LIGHT BUILDING
- (COMMERCIAL & RESIDENTIAL)
SPECIALTY
Heating, Ventilation, Air Conditioning, Refrigeration
Remodeling, Renovations, Restoration, Alterations

with the following suggested bid limit \$500,000

from May 22, 2015 until March 31, 2016

when this Certificate expires.

Witness our hands of the Board, dated at North Little Rock, Arkansas:



[Handwritten signature]

CHAIRMAN

[Handwritten signature]

SECRETARY

May 22, 2015 - da



CERTIFICATE OF LIABILITY INSURANCE

DATE (MM/DD/YYYY)
9/23/2015

THIS CERTIFICATE IS ISSUED AS A MATTER OF INFORMATION ONLY AND CONFERS NO RIGHTS UPON THE CERTIFICATE HOLDER. THIS CERTIFICATE DOES NOT AFFIRMATIVELY OR NEGATIVELY AMEND, EXTEND OR ALTER THE COVERAGE AFFORDED BY THE POLICIES BELOW. THIS CERTIFICATE OF INSURANCE DOES NOT CONSTITUTE A CONTRACT BETWEEN THE ISSUING INSURER(S), AUTHORIZED REPRESENTATIVE OR PRODUCER, AND THE CERTIFICATE HOLDER.

IMPORTANT: If the certificate holder is an ADDITIONAL INSURED, the policy(ies) must be endorsed. If SUBROGATION IS WAIVED, subject to the terms and conditions of the policy, certain policies may require an endorsement. A statement on this certificate does not confer rights to the certificate holder in lieu of such endorsement(s).

PRODUCER Offenhauser and Co 518 Pine Street Texarkana TX 75501	CONTACT NAME: Rani Gauriar	FAX (A/C, No): (903) 792-4050	
	PHONE (A/C, No, Ext): (903) 793-5511	E-MAIL ADDRESS: rgauriar@fwoins.com	
INSURED Trumble Construction Inc DBA RBT Construction RB Trumble LLC dba RBT Construction P. O. Box 717 Nash TX 75569	INSURER(S) AFFORDING COVERAGE		NAIC #
	INSURER A: Ironshore Specialty Insurance Co.		25445
	INSURER B: Texas Mutual Insurance Company		22945
	INSURER C: Argonaut Insurance Company		19801
	INSURER D:		
	INSURER E:		
INSURER F:			

COVERAGES CERTIFICATE NUMBER: 15/16 LIA WOR REVISION NUMBER:

THIS IS TO CERTIFY THAT THE POLICIES OF INSURANCE LISTED BELOW HAVE BEEN ISSUED TO THE INSURED NAMED ABOVE FOR THE POLICY PERIOD INDICATED. NOTWITHSTANDING ANY REQUIREMENT, TERM OR CONDITION OF ANY CONTRACT OR OTHER DOCUMENT WITH RESPECT TO WHICH THIS CERTIFICATION MAY BE ISSUED OR MAY PERTAIN, THE INSURANCE AFFORDED BY THE POLICIES DESCRIBED HEREIN IS SUBJECT TO ALL THE TERMS, EXCLUSIONS AND CONDITIONS OF SUCH POLICIES. LIMITS SHOWN MAY HAVE BEEN REDUCED BY PAID CLAIMS.

INSR LTR	TYPE OF INSURANCE	ADDL INSD	SUBR VVVD	POLICY NUMBER	POLICY EFF (MM/DD/YYYY)	POLICY EXP (MM/DD/YYYY)	LIMITS
A	<input checked="" type="checkbox"/> COMMERCIAL GENERAL LIABILITY <input type="checkbox"/> CLAIMS-MADE <input checked="" type="checkbox"/> OCCUR <input checked="" type="checkbox"/> Property Deductible Ded: \$5,000 per occurrence GEN'L AGGREGATE LIMIT APPLIES PER: <input type="checkbox"/> POLICY <input checked="" type="checkbox"/> PRO-JECT <input type="checkbox"/> LOC OTHER:			RCS0031800	6/12/2015	5/12/2016	EACH OCCURRENCE \$ 1,000,000 DAMAGE TO RENTED PREMISES (Ea occurrence) \$ 100,000 MED EXP (Any one person) \$ 5,000 PERSONAL & ADV INJURY \$ 1,000,000 GENERAL AGGREGATE \$ 2,000,000 PRODUCTS - COMP/OP AGG \$ 2,000,000 \$
	AUTOMOBILE LIABILITY <input type="checkbox"/> ANY AUTO <input type="checkbox"/> ALL OWNED AUTOS <input type="checkbox"/> HIRED AUTOS <input type="checkbox"/> SCHEDULED AUTOS <input type="checkbox"/> NON-OWNED AUTOS						COMBINED SINGLE LIMIT (Ea accident) \$ BODILY INJURY (Per person) \$ BODILY INJURY (Per accident) \$ PROPERTY DAMAGE (Per accident) \$ \$
	<input type="checkbox"/> UMBRELLA LIAB <input type="checkbox"/> EXCESS LIAB <input type="checkbox"/> DED <input type="checkbox"/> RETENTION S						<input type="checkbox"/> OCCUR <input type="checkbox"/> CLAIMS-MADE EACH OCCURRENCE \$ AGGREGATE \$ \$
B	WORKERS COMPENSATION AND EMPLOYERS' LIABILITY ANY PROPRIETOR/PARTNER/EXECUTIVE OFFICER/MEMBER EXCLUDED? (Mandatory in NH) if yes, describe under DESCRIPTION OF OPERATIONS below		Y/N N/A	TSF000128742720150512	5/12/2015	5/12/2016	<input checked="" type="checkbox"/> PER STATUTE <input type="checkbox"/> OTH-ER E.L. EACH ACCIDENT \$ 1,000,000 E.L. DISEASE - EA EMPLOYEE \$ 1,000,000 E.L. DISEASE - POLICY LIMIT \$ 1,000,000
C	Employer's Liability			WC928028406424	5/12/2015	5/12/2016	EL Each Accident \$1,000,000 Each Employee/Policy Limit \$1,000,000

DESCRIPTION OF OPERATIONS / LOCATIONS / VEHICLES (ACORD 101, Additional Remarks Schedule, may be attached if more space is required)

CERTIFICATE HOLDER

CANCELLATION

SHOULD ANY OF THE ABOVE DESCRIBED POLICIES BE CANCELLED BEFORE THE EXPIRATION DATE THEREOF, NOTICE WILL BE DELIVERED IN ACCORDANCE WITH THE POLICY PROVISIONS.

AUTHORIZED REPRESENTATIVE

Scott Bruner/RPG

© 1988-2014 ACORD CORPORATION. All rights reserved.



354 W. Main Street
P.O. Box 150
Farmington, AR 72730
479-267-3865
479-267-3805 (fax)

Memo

To: Farmington City Council
Ernie Penn, Mayor
Kelly Penn, City Clerk
From: Melissa McCarville, Floyd Shelley, and Brian Hubbard
Re: Request to bid storage building for Farmington Police Department
Date: March 3, 2016

Recommendation

City staff recommends bidding this project.

Background

The Police Department has outgrown their current facility. We need additional storage that is in close proximity to our office area. ACIC audit and "Standard" audit requires that information be close at hand.

Discussion

Mayor Penn, Chief Hubbard and Floyd Shelley met with Geoff Bates to give him an idea of what we want. He will be putting plans and specs together for us to use for bidding. The approximately 30' X 50' block building will include an armorer's station, a vehicle install bay, an evidence storage room, an armory and a supply room.

Budget Impact

This is not a budgeted item. We have a very preliminary idea of cost at this time; we think it will be about \$100,000 or \$55/per square foot.



354 W. Main Street
P.O. Box 150
Farmington, AR 72730
479-267-3865
479-267-3805 (fax)

City Business Manager Report
March 2016
City Council Meeting

- Tina Battle has taken over at the Farmington Senior Center; we are thrilled to have her back.
- The Chamber Annual banquet will be April 12, 2016 from 6-7:30 pm. It will be held at the Middle School Commons. Tickets will be \$5.
- Save the date: Farmington Chamber Golf Tournament will be held June 2, 2016. Details will be forthcoming.
- The chamber is sponsoring an event they are calling "Lunch with Local Heroes." This will be held on April 26, 2016 from 11:00-1:00 pm. Our goal is to honor local employees that help make our life better: Police, Fire, Street Department, EMS workers and Sheriff's Department folks. This event will be held in the Farmington Fire Station.
- The Fire Department's annual pancake breakfast will be held March 19, 2016.
- The Kiwanis is sponsoring "Eggstravaganza" on March 19, 2016 also. That event is from 12:30-3:00 p.m.
- Our City clean-up will be held on April 15 & 16. You should have a flier with the details. Please let people know that this will be our second year to be able to dispose of electronics at no cost. Normally it cost about \$5 per item to dispose of them. This is provided by a grant from Boston Mountain Solid Waste.
- Lots of events listed here! Please mark your calendars.

There's a big, wonderful world out there for you. It belongs to you. It's exciting and stimulating and rewarding. Don't cheat yourselves out of this promise.

~Nancy Reagan



City of Farmington
372 W. Main st.
P.O. Box 150
Farmington, AR 72730

Fire Department

Chief Mark Cunningham

Phone 479-267-3338
Fax 479-267-3302

February 2016 Monthly Report for Mayor and City Council

The Fire department responded to 74 calls during the month of February and we were busier this month because in February we received very little rain. Everything is either dormant, dead or very dry and in turn we are having a lot of grass fires. The conditions were so bad that I had to put on a Burn Ban.

We have hired a new firefighter and I brought him to last council meeting to introduce him to you, and on the first day that he started we had a chicken house fire to indoctrinate him. Pete is back off of leave and we are starting 12 hour shifts on March 1st. So in a step towards 24/7 coverage we now have coverage at least 12 hours thru the peak times during the day from 9 am to 9 pm 7 days a week, and I am usually there 2 hours before that.

We have now installed 4 i-pads in our front line apparatus that we are using to route us to our calls on, and they are working exceptionally well. We receive a call on them and they tell us what and who is responding with the address and they map us to the location with cross streets and all the pertinent information, they are great.

I am proud to announce that I received a call from state representative David Whitaker and he informed me that the grant that I had applied for was going to be funded for the amount of \$10,000. This grant was for air packs, I applied for \$20,000 but I received \$10,000 but that is better than nothing.

Thank you as always for your continued support of the fire department;

Mark Cunningham
Fire Chief

FARMINGTON FIRE
DEPARTMENT

YEAR 2015

REPORT

TABLE OF CONTENTS

- OVERVIEW
- TOTAL RESPONSES
 - REPOSSES
 - RESPONSE CHART
 - PERCENTAGE CHART
 - MONTHLY TOTALS
 - DAY of the WEEK
 - HOUR of the DAY
- CITY RESPONSES
 - RESPONSES
 - RESPONSE CHART
 - PERCENTAGE CHART
 - MONTHLY TOTALS
 - DAY of the WEEK
 - HOUR of the DAY
- PRA RESPONSES and MUTUAL AID
- YEAR COMPARISON CHART
- FIRERFIGHTER RESPONSES

OVERVIEW

Between Thursday, January 01, 2015 and Thursday, December 31, 2015 the Farmington Fire Department answered a total of 937 Calls for Service. This set a new record of responses by the FFD. The previous year of 2014 the FFD sat a record of 845 calls, 2015 increased that total by 92 calls. This is the fifth year in a row that the FFD has had an increase in call volume.

The 937 calls had the FFD responding to an average of 2.57 calls per day. This is a slight increase over the 2014 average of 2.32 calls per day. The average response time for calls was 5.01 minutes. The majority of the calls were between the hours of 7 a.m. and 9 p.m. This time period is basically consistent for the last 11 years of statistics.

Medical calls make up the majority of the call types. Medical / Rescue responses were 76% of the Total Calls, Fires 7%, Good intent calls 10%, False Alarms 4% and All other types were 3%. In the City Response category, Medical was 86%, Fires 4%, Good Intent Calls 3%, False Alarms 4%, and All Others 3%. The percentage of Medical / Rescue Calls have increased and Fire Calls decreased from 2014. 2014 percentages were Medical / Rescue 74% and Fire Calls 10%. This trend was consistent with the National trend of Fire Departments that respond to Medical along with Fire calls.

In 2015 the FFD instructed all Farmington Elementary school children from kindergarten through the 6th grade and all Farmington pre-school age children in Fire Prevention and Safety. The vast majority of this education was presented by the FFD daytime firefighters. FFD also installed over 15 smoke detectors in residences in the response area.

The Busiest month of 2015 was January with 108 calls, the slowest - October with 62. Busiest Day of the Week was Friday at a total of 153 calls for the year, the slowest was Sunday at 113 total calls. The Busiest Hours of the day was 11 a.m., 1 p.m., 3 p.m., with total calls at 63, 63, and 64 total calls respectively. The slowest Hour was 4 a.m. at 11 calls. The Firefighter with the most responses in 2015 was Brad Morgan with 355 total responses.

The following pages contain a breakdown and comparison of the 2015 statistics.

2015 TOTAL CALLS

FIRE	68
OVERHEAT / NO FIRE	1
RESCUE / MEDICAL	708
HAZARDOUS / NO FIRE	8
SERVICE CALL	21
GOOD INTENT CALL	95
FALSE ALARM	36
TOTAL	937

FIRES

BUILDING FIRE	33
CHIMNEY FIRE	1
VEHICLE FIRE	6
VEGETATION FIRE	23
EQUIPMENT FIRE	1
TRASH FIRE	3
OTHER	1
TOTAL	68

OVERHEAT / NO FIRE

SCORCHING /OVERHEAT	1
TOTAL	1

RESCUE / MEDICAL

MEDICAL	646
MVA	51
SEARCH FOR PERSON	2
EXTRICATION OTHER	3
WATER RESCUE	5
OTHER	1
TOTAL	708

2105 TOTAL CALLS

HAZARDOUS CONDITION

NATURAL GAS LEAK	4
CARBON MONOXIDE	2
ARCING / ELECTRICAL	1
OTHER	1
TOTAL	8

SERVICE CALL

LOCK-OUT	1
WATER PROBLEM	1
INSTALL SMOKE ALARM	15
OTHER	4
TOTAL	21

GOOD INTENT CALL

CANCELED ENROUTE	85
WRONG LOCATION	1
NO INCIDENT ON ARRIVAL	1
OTHER	8
TOTAL	95

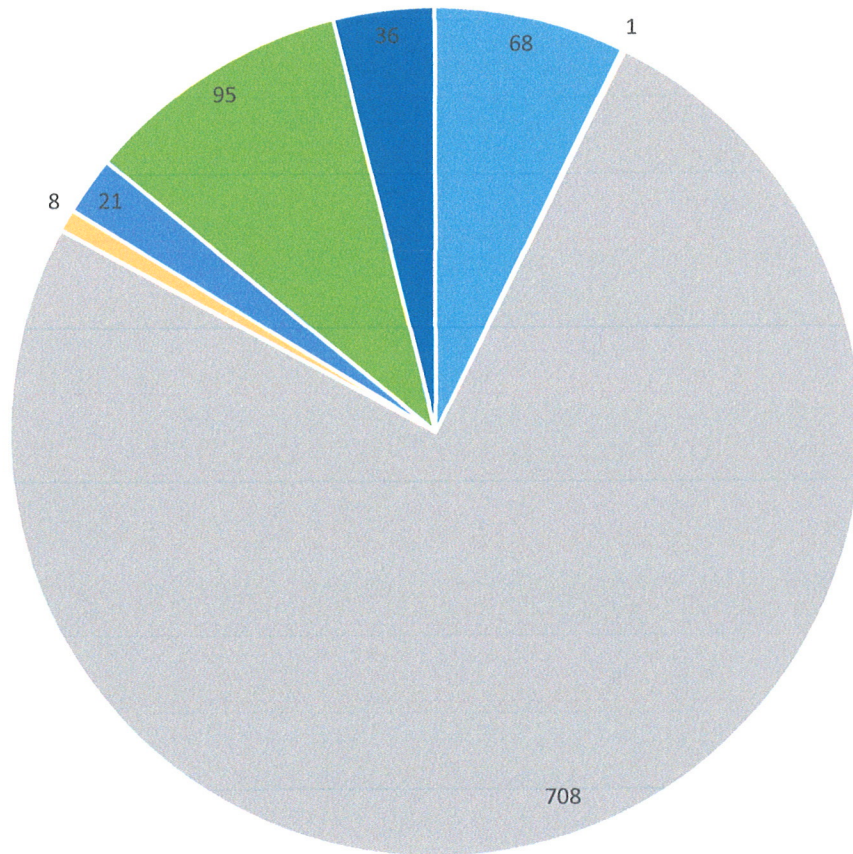
FALSE ALARM

<u>ALARM MALFUNCTION</u>	
SMOKE	5
CARBON MONOXIDE	2
ALARM SYSTEM	2
COOKING SET OFF ALARM	2
UNINTENTIONAL ALARM	11
OTHER	14
TOTAL	36

2015 TOTAL CALLS

FIRE	68
OVERHEAT / NO FIRE	1
RESCUE / MEDICAL	708
HAZARDOUS / NO FIRE	8
SERVICE CALL	21
GOOD INTENT CALL	95
FALSE ALARM	36
TOTAL	937

TOTAL CALLS 2015

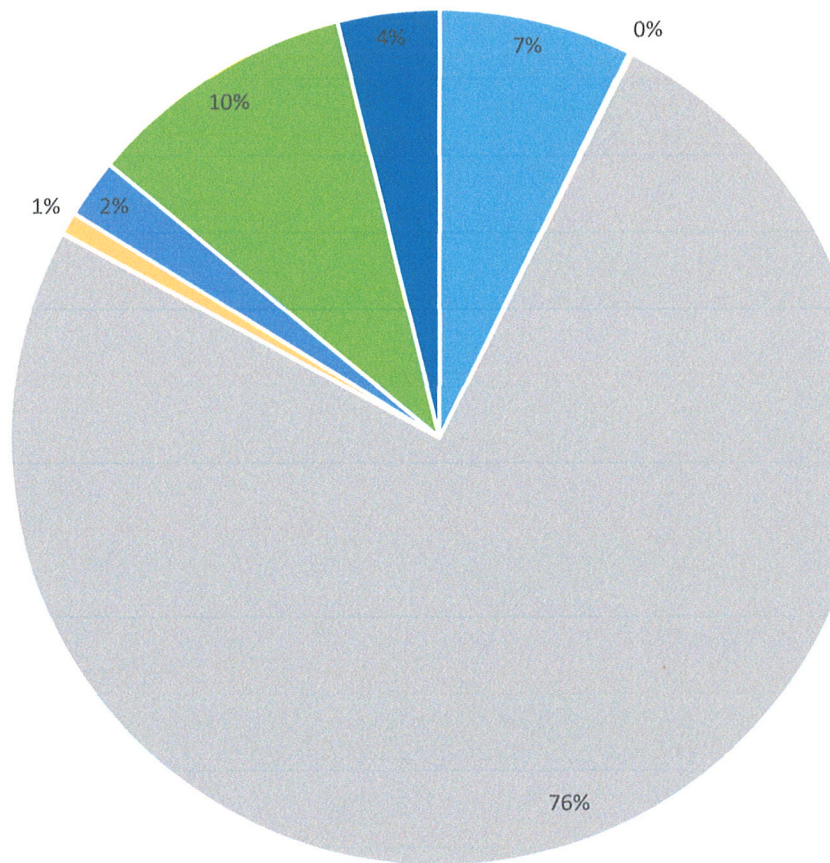


- FIRE
- OVERHEAT / NO FIRE
- RESCUE / MEDICAL
- HAZARDOUS / NO
- SERVICE CALL
- GOOD INTENT CALL
- FALSE ALARM

2015 TOTAL CALL PERCENTAGE

FIRE	7%
OVERHEAT / NO FIRE	0%
RESCUE / MEDICAL	76%
HAZARDOUS / NO FIRE	1%
SERVICE CALL	2%
GOOD INTENT CALL	10%
FALSE ALARM	4%
<hr/>	
	100%

TOTAL CALLS 2015

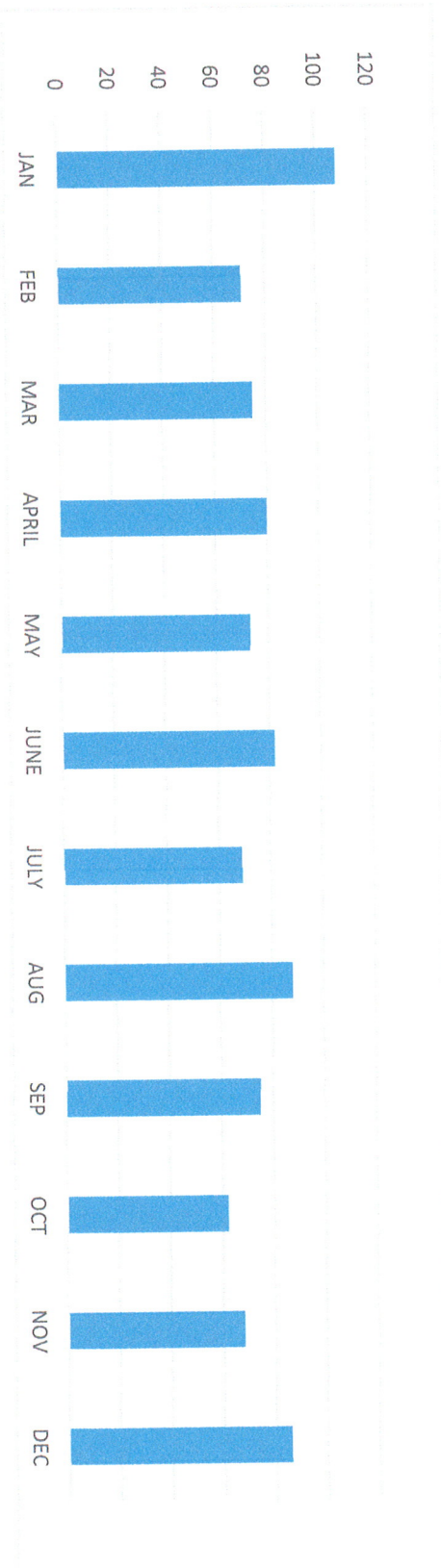


FIRE

- FIRE
- OVERHEAT / NO FIRE
- RESCUE / MEDICAL
- HAZ
- SERVICE CALL
- GOOD INTENT CALL
- FALSE ALARM

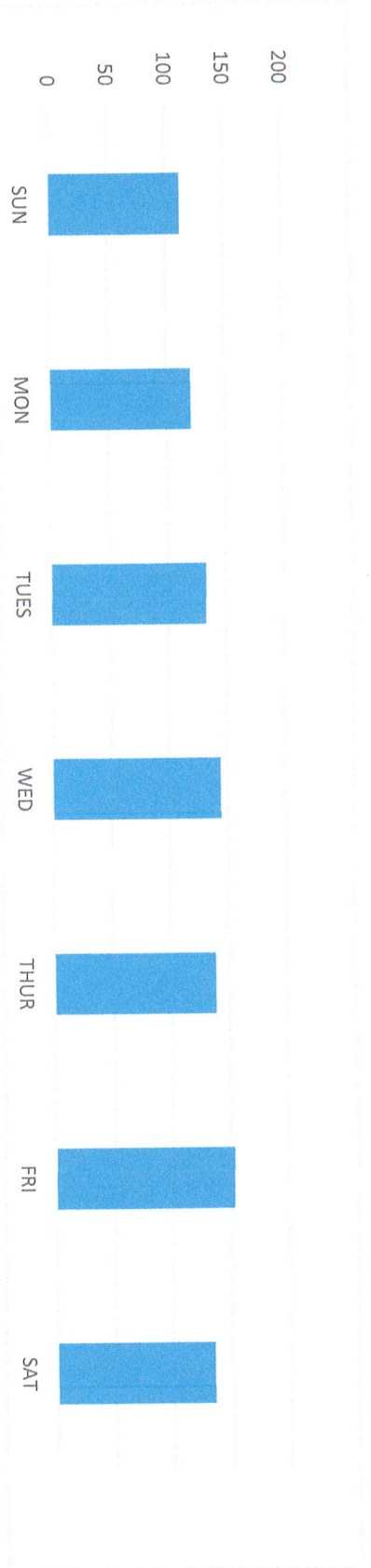
2015 TOTAL CALLS by MONTH

JAN	FEB	MAR	APRIL	MAY	JUNE	JULY	AUG	SEP	OCT	NOV	DEC	TOTAL
108	71	75	80	73	82	69	88	75	62	68	86	937



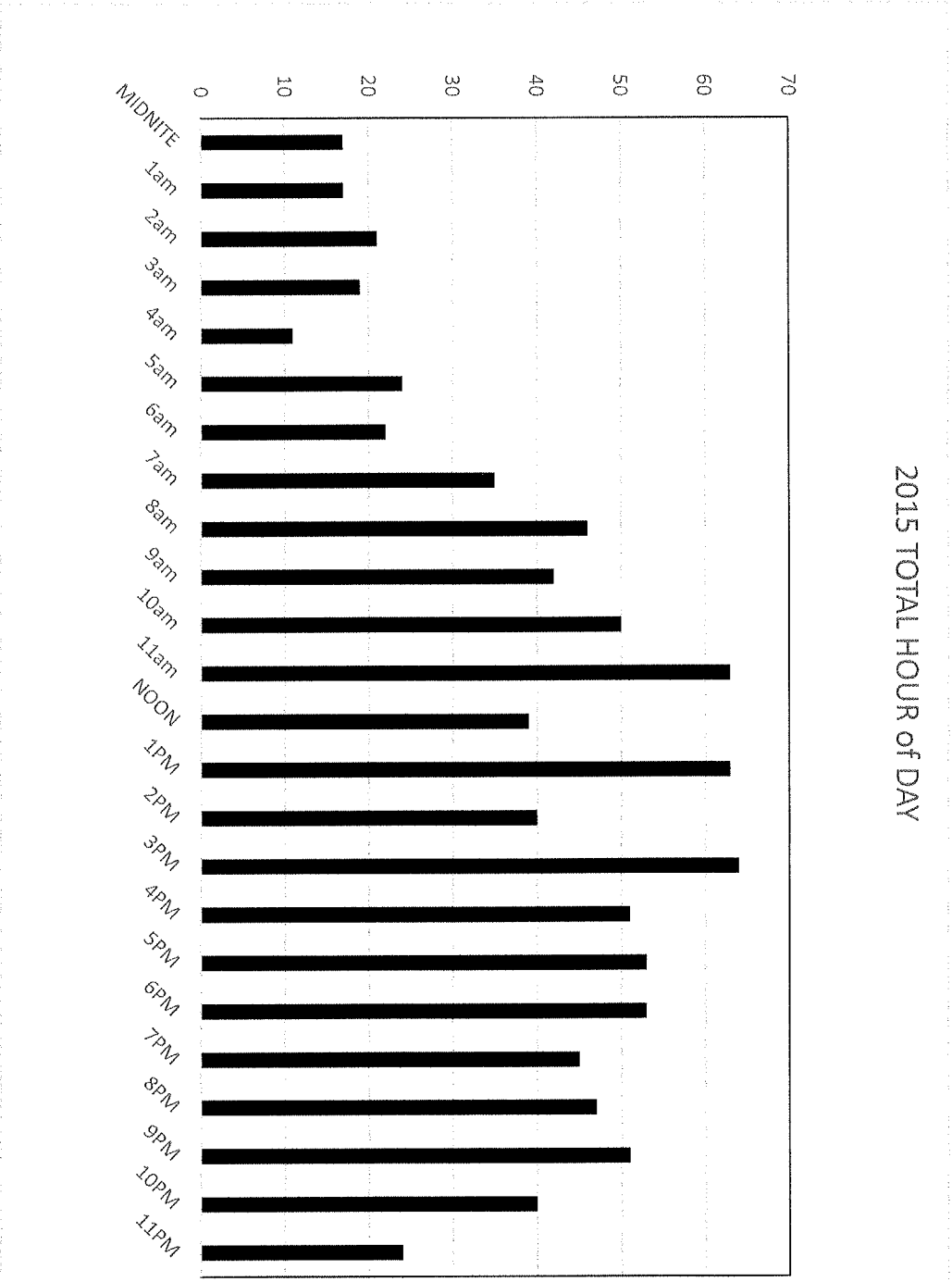
2105 TOTAL CALLS by DAY of WEEK

SUN	MON	TUES	WED	THUR	FRI	SAT	TOTAL
113	121	133	144	138	153	135	937



2015 TOTAL CALLS by HOUR of DAY

2015 TOTAL HOUR of DAY



MIDNITE	17
1am	17
2am	21
3am	19
4am	11
5am	24
6am	22
7am	35
8am	46
9am	42
10am	50
11am	63
NOON	39
1PM	63
2PM	40
3PM	64
4PM	51
5PM	53
6PM	53
7PM	45
8PM	47
9PM	51
10PM	40
11PM	24

2015 CITY CALLS

FIRE	31
OVERHEAT / NO FIRE	1
RESCUE / MEDICAL	666
HAZARDOUS / NO FIRE	8
SERVICE CALL	20
GOOD INTENT CALL	23
FALSE ALARM	29
TOTAL	778

FIRES

BUILDING FIRE	12
CHIMNEY FIRE	0
VEHICLE FIRE	6
VEGETATION FIRE	9
EQUIPMENT FIRE	1
TRASH FIRE	1
OTHER	2
TOTAL	31

OVERHEAT / NO FIRE

SCORCHING/OVERHEAT	1
TOTAL	1

RESCUE / MEDICAL

MEDICAL	615
MVA	50
OTHER	1
TOTAL	666

HAZARDOUS CONDITION

NATURAL GAS LEAK	4
CARBON MONOXIDE	2
ARCING / ELECTRICAL	1
OTHER	1
TOTAL	8

2015 CITY CALLS

SERVICE CALL

LOCK OUT	1
WATER PROBLEM	1
INSTALL SMOKE ALARM	15
OTHER	3
TOTAL	20

GOOD INTENT CALL

CANCELED ENROUTE	16
WRONG LOCATION	1
NO INCIDENT ON ARRIVAL	1
OTHER	5
TOTAL	23

FALSE ALARM

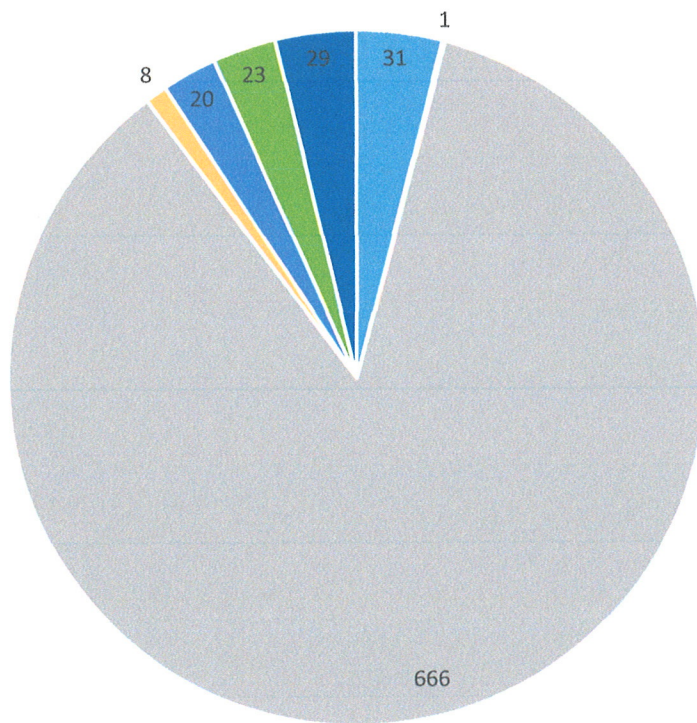
ALARM MALFUNCTION

SMOKE	5
CARBON MONOXIDE	2
ALARM SYSTEM	2
COOKING SET OFF ALARM	1
UNINTENTIONAL ALARM	10
OTHER	9
TOTAL	29

2015 CITY CALLS

FIRE	31
OVERHEAT / NO FIRE	1
RESCUE / MEDICAL	666
HAZARDOUS / NO FIRE	8
SERVICE CALL	20
GOOD INTENT CALL	23
FALSE ALARM	29
TOTAL	778

2015 CITY CALLS



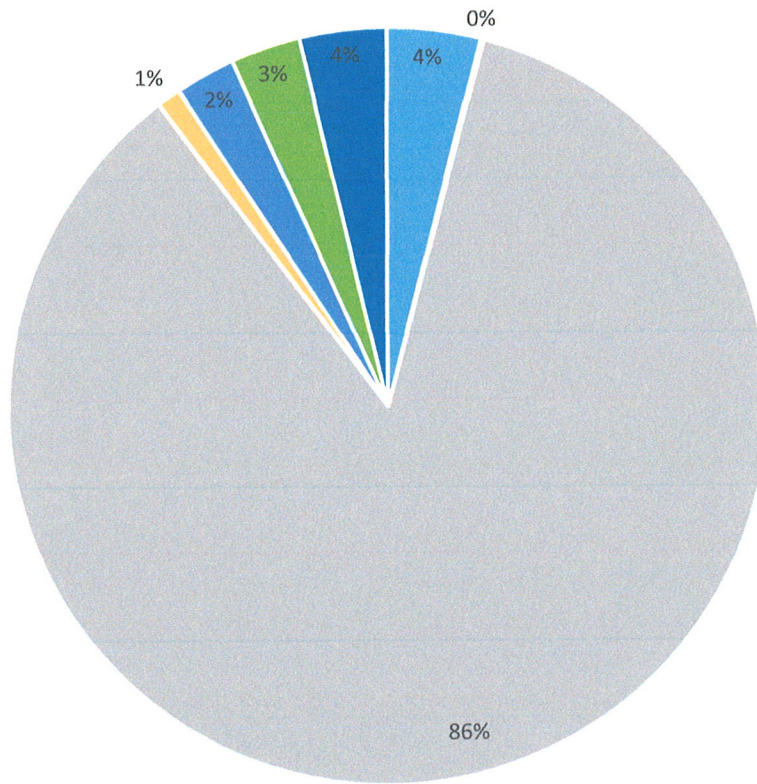
- FIRE
- OVERHEAT / NO FIRE
- RESCUE / MEDICAL
- HAZARDOUS / NO FIRE
- SERVICE CALL
- GOOD INTENT CALL
- FALSE ALARM

2015 CITY CALLS

FIRE	31	4%
OVERHEAT / NO FIRE	1	0%
RESCUE / MEDICAL	666	86%
HAZARDOUS / NO FIRE	8	1%
SERVICE CALL	20	2%
GOOD INTENT CALL	23	3%
FALSE ALARM	29	4%

100%


Chart Title



- FIRE
- OVERHEAT / NO FIRE
- RESCUE / MEDICAL
- HAZARDOUS / NO FIRE
- SERVICE CALL
- GOOD INTENT CALL
- FALSE ALARM

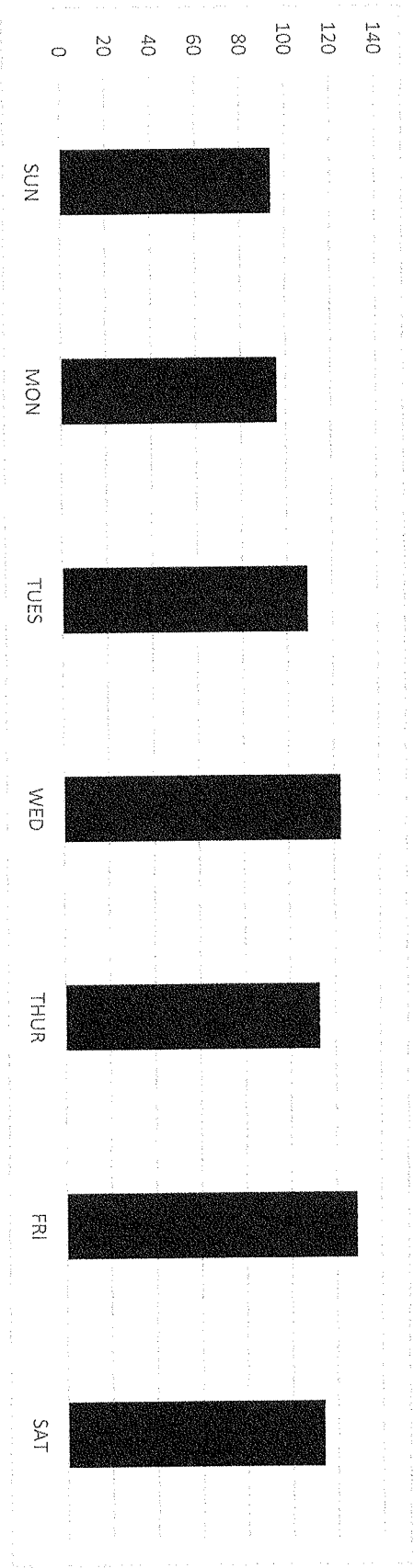
2015 CITY CALL by MONTH

JAN	FEB	MAR	APR	MAY	JUN	JUL	AUG	SEPT	OCT	NOV	DEC
89	50	60	64	57	70	65	82	64	48	60	69



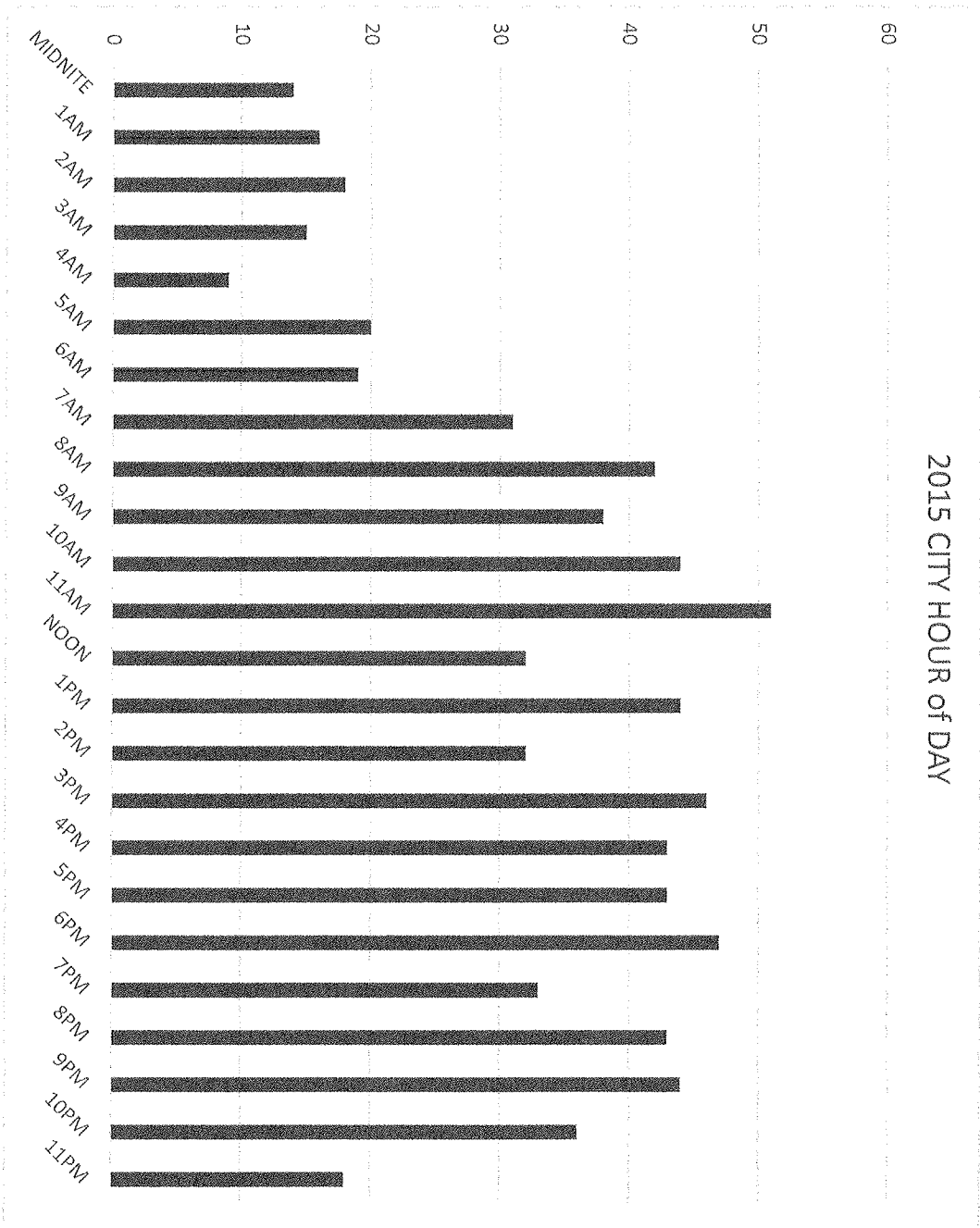
2015 CITY CALLS by DAY of WEEK

SUN	MON	TUES	WED	THUR	FRI	SAT
94	96	109	123	113	129	114



2015 CITY CALLS by HOUR of DAY

MIDNITE	14
1AM	16
2AM	18
3AM	15
4AM	9
5AM	20
6AM	19
7AM	31
8AM	42
9AM	38
10AM	44
11AM	51
NOON	32
1PM	44
2PM	32
3PM	46
4PM	43
5PM	43
6PM	47
7PM	33
8PM	43
9PM	44
10PM	36
11PM	18



2015 PRIMARY RESPONSE AREA CALLS

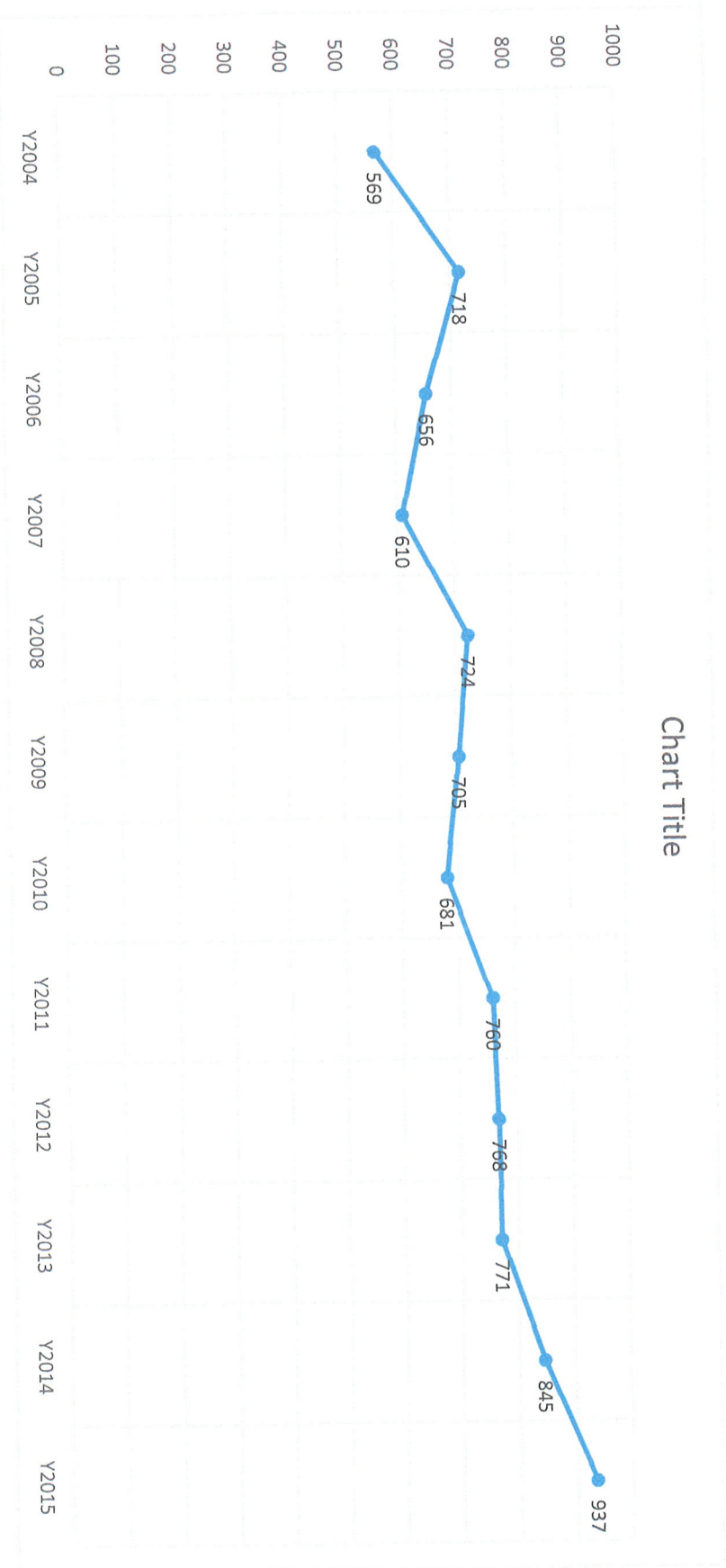
BUILDING FIRE	1
VEGETATION FIRE	2
RESCUE / MEDICAL	25
SERVICE CALL	1
GOOD INTENT	2
FALSE ALARM	1
TOTAL	32

2015 MUTUAL /AUTOMATIC AID GIVEN

PRAIRIE GROVE	58
LINCOLN	34
FAYETTEVILLE	15
WEDINGTON	5
WEST FORK	4
CINCINATTI	2
STRICKLER	3
OTHER	6
TOTAL	127

Comparison of Total Responses Per Year

Y2004	Y2005	Y2006	Y2007	Y2008	Y2009	Y2010	Y2011	Y2012	Y2013	Y2014	Y2015
569	718	656	610	724	705	681	760	768	771	845	937



2015 FIREFIGHTER RESPONSES

OFFICERS

Chief M. Cunningham	377
Asst. Chief W. Watts	260
Dep. Chief T. Rieff	113
Capt. S. Murphy	137
Capt. B Cunningham	191
Capt T. Boudrey	80

FIREFIGHTERS

E Bachman	21
R. Bailey	51
J. Bromley	41
H. Carnahan	270
J. Cobb	51
L. Crandall	25
B. Foster	18
A. Guess	34
A. Jones	40

FIREFIGHTERS

C. Kinzler	137
J. Maierhoffer	230
B. Morgan	355
C. Parrish	127
A. Patton	198
D. Peck	7
L. Selph	213
Wes. Watts	203
G. Zelenko	64

Farmington Police Dept.

Tickets Issued by Officer and Month for 2016

3/1/2016 8:05:48 AM

Officer	Jan	Feb	Mar	Apr	May	Jun	Jul	Aug	Sep	Oct	Nov	Dec	Total
Bertorello, James	27	28	0	0	0	0	0	0	0	0	0	0	55
Brotherton, James	20	33	0	0	0	0	0	0	0	0	0	0	53
Catron, Joshua	32	23	0	0	0	0	0	0	0	0	0	0	55
Kimball, Geoffrey	30	47	0	0	0	0	0	0	0	0	0	0	77
Long, Dustin	15	14	0	0	0	0	0	0	0	0	0	0	29
Redfern, William	1	0	0	0	0	0	0	0	0	0	0	0	1
Thompson, Michael	0	3	0	0	0	0	0	0	0	0	0	0	3
Wilbanks, Johnie	2	3	0	0	0	0	0	0	0	0	0	0	5
Totals:	127	151	0	0	0	0	0	0	0	0	0	0	278

Farmington Police Dept.

Offenses for Month 2/2015 and 2/2016

3/1/2016 9:25:20 AM

	<u>2015</u>	<u>2016</u>
ARSON		
5-38-301A(1-6)	0	2
ASSAULT ON FAMILY OR HOUSEHOLD MEMBER - 2ND DEGREE / RISK OF PHYSICAL INJUR		
5-26-308	1	0
ASSAULT ON FAMILY OR HOUSEHOLD MEMBER - 3RD DEGREE / APPREHENSION OF IMMINE		
5-26-309	1	2
Breaking or Entering/Vehicle		
5-39-202	0	2
Burglary		
Burg-01	0	1
BURGLARY, RESIDENTIAL		
5-39-201A(1)	0	1
CARELESS DRIVING		
27-51-104	0	1
CARRYING A WEAPON		
5-73-120	1	0
CRIMINAL MISCHIEF - 2ND DEGREE / RECKLESSLY DESTROYS		
5-38-204(a)(1)	0	4
DOMESTIC BATTERING - 3RD DEGREE / PURPOSE OF CAUSING INJURY, CAUSES INJURY		
5-26-305A(2)	1	1
DRIVING ON SUSPENDED LICENSE		
27-16-303	0	4
DWI (UNLAWFUL ACT)		
5-65-103A	0	4
Expired Tags		
27-14-304	0	1
FAILURE TO APPEAR		
5-54-120	7	9
FAILURE TO PAY FINES & COSTS		
5-4-203	10	20
FLEEING		
5-54-125	0	1
FORGERY		
5-37-201	2	0
HARASSING COMMUNICATIONS / TELEPHONE, TELEGRAPH, MAIL, OR ANY WRITTEN FORM		
5-71-209A(1)	0	1
INATTENTIVE DRIVING		
8.20	0	1
Interference with Emergency Communication/1st dgree/disables communication		

	<u>2015</u>	<u>2016</u>
5-60-124	0	1
Leaving Scene of Accident/Property Damage		
27-53-102	0	1
Left of Center		
27-51-301	0	1
No Proof Insurance		
27-22-104	0	2
OBSTRUCTING GOVERNMENTAL OPERATIONS / REFUSES TO PROVIDE INFORMATION FOR A		
5-54-102A(2)	0	1
POSSESSING INSTRUMENTS OF CRIME		
5-73-102	0	2
POSSESSION OF A CONTROLLED SUBSTANCE - MARIJUANA		
5-64-401	0	1
POSSESSION OF CONTROLLED SUBSTANCED SCHEDULE III		
5-64-419(3)(C)	1	0
PUBLIC INTOXICATION / DRINKING IN PUBLIC		
5-71-212	0	1
RECKLESS BURNING / SUBSTANTIAL RISK OF DEATH OR SERIOUS INJURY		
5-38-302A(1)	0	1
RECKLESS DRIVING		
27-50-308	0	1
RUNAWAY		
90I	1	2
SCHOOL VIOLENCE		
6-17-113	0	1
SEXUAL ASSAULT - 2ND DEGREE		
5-14-125	0	1
SHOPLIFTING \$1,000 OR LESS		
5-36-116	0	2
TERRORISTIC THREATENING		
5-13-301	2	0
THEFT \$1,000 OR LESS - ALL OTHERS		
5-36-103(b)(4)(A)	1	2
THEFT \$1,000 OR LESS - FROM VEHICLE		
5-36-103(b)(4)(A)	1	1
THEFT \$5,000 OR LESS BUT GREATER THAN \$1000 - FROM VEHICLE		
5-36-103(b)(3)(A)	0	1
THEFT OF PROPERTY / ALL OTHER		
5-36-103A(1)	0	1
THEFT OF VEHICLE VALUED AT LESS THAN \$25,000 BUT GREATER THAN \$5,000		
5-36-103(b)(2)(A)	0	1
VIOLATION OF CONTACT ORDER		
16-10-108(A)(3)	1	0
Violation of Fireworks Ordinance		
3.1	0	1

	<u>2015</u>	<u>2016</u>
VIOLATION OF OPEN CONTAINER		
2009-01	0	2
Totals:	30	82

Permit Report

02/01/2016 - 02/29/2016

Permit #	Permit Date	Site Address	Permit Type	Type of Building	Description of Work	Square Foot	Material & Labor	Total Fees
1229	2/24/2016	26 W Main	Plumbing/Gas	Commercial	Replace water Heater	0	400	\$20.00
1228	2/23/2016	128 Southwinds suite 7	Plumbing/Gas	Commercial	Plumbing for tenant finish out	3,000	4,000	\$30.00
1227	2/23/2016	128 Southwinds, suite 6	Sign	Commercial	temporary sign for new business	60	0	\$60.00
1226	2/23/2016	128 Southwinds suite 7	Electric	Commercial	Electric for tenant finish out	3,000	4,600	\$35.00
1225	2/23/2016	41 W Main	Plumbing/Gas	Commercial	Irrigation backflow	9,321	300	\$20.00
1224	2/23/2016	80 Sprague	Plumbing/Gas	Residential	Plumbing	1,996	2,000	\$20.00
1223	2/18/2016	10752 Appleby	Plumbing/Gas	Residential	Plumbing for new house	3,551	15,000	\$85.00
1222	2/16/2016	10986 Windswept	Mechanical	Residential	HVAC for new house	2,945	6,990	\$45.00
1221	2/16/2016	36 Ridge Dr	Building	Residential	Curb cut for new driveway	0	2,000	\$20.00
1220	2/16/2016	10923 Windswept	Mechanical	Residential	HVAC for new house	2,945	6,990	\$45.00
1217	2/16/2016	29 Post Oak	Storage Building	Residential	New Pole Barn	1,200	13,000	\$75.00
1216	2/12/2016	128 Southwinds suite 7	Mechanical	Commercial	HVAC for tenant finish out	3,000	9,650	\$60.00
1215	2/11/2016	128 Southwinds suite 5	Sign	Commercial	Temporary sign permit	18	0	\$18.00

1214	2/10/2016	11825 Club House Rd	Mechanical	Residential	HVAC for new house	2,557	6,000	\$40.00
1213	2/9/2016	219 W Main	Mechanical	Commercial	HVAC for Dollar Tree	0	18,000	\$100.00
1212	2/9/2016	80 Sprague	Building	Residential	Remodel and addition	1,996	110,000	\$490.00
1211	2/5/2016	237 Wolfdale	Plumbing/Gas	Residential	Repairing gas line	0	500	\$20.00
1210	2/4/2016	277 E Main	Plumbing/Gas	Commercial	Replacing water line	0	1,200	
1209	2/2/2016	128 Southwinds suite 7	Building	Commercial	Tenant finish out	3,000	22,500	\$125.00
1208	2/1/2016	236 Christy	Mechanical	Residential	HVAC changeout	0	1,500	\$20.00
								\$1,328.00

Total Records: 20

3/1/2016

Library
Circulation and Patron Services

	JAN	FEB	MAR	APR	MAY	JUN	JUL	AUG	SEPT	OCT	NOV	DEC
2016												
Total Circulation	4,587	4,346										
YTD Circulation	4,587	8,933										
Holds Satisfied	830	744										
YTD Hold Satisfied	830	1,574										
PAC Logins	862	901										
YTD PAC Logins	862	1,763										
New Cardholders	38	26										
YTD New Cardholders	38	64										
2015												
Total Circulation	5,294	4,413	5,019	4,918	4,636	5,404	5,149	4,476	4,887	4,555	4,158	4,033
YTD Circulation	5,294	9,707	14,726	19,644	24,280	29,684	34,833	39,309	44,196	48,751	52,909	56,942
Holds Satisfied	927	870	1,063	1,045	862	995	994	1,014	854	896	678	754
YTD Hold Satisfied	927	1,797	2,860	3,905	4,767	5,762	6,756	7,770	8,624	9,520	10,198	10,952
PAC Logins	832	801	1,093	1,018	1,008	853	919	779	859	874	803	806
YTD PAC Logins	832	1,633	2,726	3,744	4,752	5,605	6,524	7,303	8,162	9,036	9,839	10,645
New Cardholders	47	37	23	17	26	50	33	39	73	27	27	36
YTD New Cardholders	47	84	107	124	150	200	233	272	345	372	399	435
2014												
Total Circulation	1,642	3,610	4,428	4,518	4,757	5,663	5,854	5,670	5,564	5,302	4,408	4,891
YTD Circulation	1,642	5,252	9,680	14,198	18,955	24,618	30,472	36,142	41,706	47,008	51,416	56,307
Holds Satisfied	212	765	814	844	866	974	954	1,044	1,034	995	815	944
YTD Hold Satisfied	212	977	1,791	2,635	3,501	4,475	5,429	6,473	7,507	8,502	9,317	10,261
PAC Logins	777	748	1,048	848	979	959	1,022	1,030	993	978	889	823
YTD PAC Logins	777	1,525	2,573	3,421	4,400	5,359	6,381	7,411	8,404	9,382	10,271	11,094
New Cardholders	13	40	51	35	42	60	61	57	43	29	21	24
YTD New Cardholders	13	53	104	139	181	241	302	359	402	431	452	476
2013												
Total Circulation	5,419	4,973	5,147	5,170	4,452	5,268	6,031	5,423	4,828	4,778	4,468	4,031
YTD Circulation	5,419	10,392	15,539	20,709	25,161	30,429	36,460	41,883	46,711	51,489	55,957	59,988
Holds Satisfied	1,031	943	1,004	1,050	827	1,083	1,076	953	848	969	802	670
YTD Hold Satisfied	1,031	1,974	2,978	4,028	4,855	5,938	7,014	7,967	8,815	9,784	10,586	11,256
PAC Logins	731	697	767	663	570	656	755	708	683	816	836	766
YTD PAC Logins	731	1,428	2,195	2,858	3,428	4,084	4,839	5,547	6,230	7,046	7,882	8,648
New Cardholders	33	20	35	15	2	46	36	35	16	33	14	13
YTD New Cardholders	33	53	88	103	105	151	187	222	238	271	285	298

**Library
Computer Use**

	JAN	FEB	MAR	APR	MAY	JUN	JUL	AUG	SEP	OCT	NOV	DEC
2016												
Early Literacy Station Users	51	50										
YTD Early Literacy Station Users	51	101										
Users	321	334										
YTD Users	321	655										
Device Checkout	1	0										
YTD Device Checkout	1	1										
2015												
Users	362	280	286	389	279	302	343	395	347	377	395	413
YTD Users	362	642	928	1317	1596	1898	2241	2636	2983	3360	3755	4168
Device Checkout	n/a	n/a	2	1	0	0	1	1	0	0	1	2
YTD Device Checkout	n/a	n/a	2	3	3	3	4	5	5	5	6	8
2014												
Users	85	271	278	298	384	361	414	464	419	433	342	368
YTD Users	85	356	634	932	1316	1677	2091	2555	2974	3407	3749	4117

**Library
Daily Visitors**

	JAN	FEB	MAR	APR	MAY	JUN	JUL	AUG	SEP	OCT	NOV	DEC
2016												
Visits	2458	2778										
YTD Visits	2458	5236										
2015												
Visits	2540	2551	2803	3036	2595	3050	2812	2773	2901	3141	2647	2606
YTD Visits	2540	5091	7894	10930	13525	16575	19387	22160	25061	28202	30849	33455
2014												
Visits	n/a	n/a	n/a	2916	2772	3236	3366	3085	2579	3236	2459	2724
YTD Visits	n/a	n/a	n/a	2916	5688	8924	12290	15375	17954	21190	23649	26373

Library
Programs and Meetings

	JAN	FEB	MAR	APR	MAY	JUN	JUL	AUG	SEP	OCT	NOV	DEC
2016												
Book Club	12	11										
YTD Book Club	12	23										
BookTalkers Book Club	4	4										
YTD BookTalkers Book Club	4	8										
Financial Education	2											
YTD Financial Education	2	2										
Meeting Room Use	14	19										
YTD Meeting Room Use	14	33										
Technology Instruction		3										
YTD Technology Instruction		263										
WCLS presents Story Time		263										
YTD WCLS presents Story Time		263										
Total Monthly Program Attendance	30	302										
Number of Juvenile Programs		4										
Number of WCLS Juvenile Programs		4										
Number of Young Adult Programs												
Number of WCLS Young Adult Programs	1	1										
Number of Adult Programs	1	3										
Number of Non-Library Meeting Room Events	1	2										
2015												
Adult Classes/Workshops												
YTD Adult Classes/Workshops												
Book Club	14	19	9	16	14	19	12	33	18	10	17	12
YTD Book Club	14	33	42	58	72	91	103	115	125	135	152	164
WCLS Book Talkers	7	6	3	7	1	5	8		4	5	3	3
YTD WCLS Book Talkers	7	13	16	16	17	22	30		34	39	42	45
Children's Book Drop Monster Contest												
YTD Children's Book Drop Monster Contest												
Children's Summer Reading						65						
YTD Children's Summer Reading						65						
Children's Summer Reading Log Participation						65						
YTD Children's Summer Reading Log Participation						65						
Coupon Club		7	7	7	7		3	29				
YTD Coupon Club		7	7	7	7		10	18				
Digital Book Club				12	12			30				
YTD Digital Book Club				12	12			7				
Garden Club						15		22				
YTD Garden Club						15		22				
Kiwamis of Farmington						8		13				
YTD Kiwamis of Farmington						8		21				
Library Tour									11			
YTD Library Tour									11			
Preschool Visit											16	
YTD Preschool Visit											16	
WCLS Story Time		97	213	191	92	119	99		189	270	256	40
YTD WCLS Story Time		97	510	501	593	712	811		1000	1270	1526	1566
Tech Instruction	1	3		2		1			3			
YTD Tech Instruction	1	4	4	6	6	7			10	1		1
Test Proctor												2
YTD Test Proctor												2
Total Program Attendance	22	132	225	209	122	256	138	112	273	302	292	67
2014												
Author Program Series							7		10			
YTD Author Program Series							7	7	10	17	17	17
Book Club		10	13	13	12	15	14	15	15	14	12	14
YTD Book Club		10	23	36	48	63	77	92	107	121	133	147
Book Talkers	4	3	3	5	6	6	10	0	5	3	4	2
YTD Book Talkers	4	7	10	15	21	27	37		42	45	49	51
Coupon Club									5	3		
YTD Coupon Club									5	8		8
Story Time		109	174	228	94	166	90		190	169	142	136
YTD Story Time		109	283	511	605	771	861	861	1051	1220	1362	1498
Tech Instruction			7						12	8	2	4
YTD Tech Instruction			7	7	7	7	7	7	19	27	29	33
Total Program Attendance	4	122	197	246	112	187	121	15	237	197	160	156

**Planning Commission Minutes
November 23, 2015**

1. ROLL CALL – Meeting was called to order by Vice Chair Gerry Harris. A quorum was present.

PRESENT

Jay Moore
Sean Schader
Matt Hutcherson
Toni Bahn
Robert Mann, Chair (arrived late due to traffic)
Gerry Harris, Vice Chair, presided until Chair Robert Mann arrived
Judy Horne
Bobby Wilson

ABSENT

None

City Employees Present: Melissa McCarville - City Business Manager; Rick Brammall – City Inspector; Steve Tennant - City Attorney; Chris Brackett-City Engineer

2. Approval of Minutes: Minutes of October 26, 2015 were unanimously approved as written.

3. Comments from Citizens: There were no comments from citizens.

4. New Business: Large Scale Development for Farmington High School Phase II

Jeff Bates of Bates & Associates, Inc. was present to discuss the LSD for the Farmington School District's property located at 12329 N. Highway 170.

Chris Brackett, engineer for the City discussed his recommendations and explained that the LSD should be approved conditionally based upon his comments:

- 1) Variance request for landscaping must be submitted and approved by Planning Commission prior to final approval of construction plans.
- 2) 2 copies of filed easement plat must be submitted prior to final approval.
- 3) Any sewer improvements must be reviewed and approved by City of Fayetteville Engineering Department and Arkansas Department of Health before any construction activities.
- 4) Any water improvements must be reviewed and approved by Washington Water Authority and Arkansas Department of Health prior to any construction activities.
- 5) A completed Grading Permit Application and fee must be submitted prior to final approval of plans; preconstruction conference required prior to any mass grading on the site. The owner, their engineering consultant, and their contractor responsible for best management practices will be required to attend the conference.

6) After a final review set of plans and drainage report has been approved by McGoodwin Williams & Yates, applicant shall submit to City three (3) sets of full-size plans and one (1) set of half-size plans that have been sealed by the engineer for final approval and distribution.

7) In discussion at the meeting, it was also noted that the owner wishes to pay a fee in lieu of immediately making required sidewalk improvements to Highway 170 and then wait until highway construction is done at which time the sidewalks can be constructed. A cost will be determined by Chris Brackett, the City, and Garver representatives.

Chairman Mann called for question regarding approval of the Large Scale Development plan for Farmington High School Phase II with the above-mentioned conditions. Upon roll call, motion passed unanimously.

5. Adjournment: Having no further business, Gerry Harris moved to adjourn, seconded by Bobby Wilson and passed unanimously.



Judy Horne
Secretary, Planning Commission



Robert Mann
Chair, Planning Commission